


STEPS FOR ACHIEVING A VRI JOB

Connect a wired Ethernet to your computer.

OR

If using WiFi, conduct your VRI call near the WiFi access point.



Desktop, Laptop, Android and iOS devices should be 3+ years or newer to handle HD video streaming.



An external HD webcam is recommended regardless if there is a built-in webcam.



A headset and/or an external microphone is recommended.



YOUR MEETING SHOULD ALWAYS BE IN A QUIET AND SECURED ROOM.

When you receive a 3rd Party VRI request, you will see the type of platform being used and the link/number under "3rd Party VRI Instructions."


You have been invited to a video interpreting meeting. To join, follow the 3rd Party VRI instructions.

FRI (CDI) Meeting
2 11:00 - 12:00 PM PST
Feb Test
Job ID: 23694

3rd Party VRI Instructions
FaceTime: (000) 000-0000 (the interpreter will call this number)

If you have any questions or potential updates regarding this meeting, please reach out to support@govineya.com.

All the best,
Your Test Support Team



If a job is scheduled in advance, an email with the 3rd Party VRI information will be sent 24-hours prior to the job starting.


You have been invited to a video interpreting meeting. To join, follow the 3rd Party VRI instructions.

FRI (CDI) Meeting
2 11:00 - 12:00 PM PST
Feb Test
Job ID: 23693

3rd Party VRI Instructions
ZOOM: <https://csdvirtual.zoom.us/j/14079399>

If you have any questions or potential updates regarding this meeting, please reach out to support@govineya.com.

All the best,
Your Test Support Team



3RD PARTY VRI EXAMPLES

