

Vineya VRI

Transform Your
Communication Experience
www.govineya.com



Things to Know

For jobs scheduled well in advance, the email with the Vineya VRI link will be sent 24- hours prior to a job.

If a job is scheduled in less than 24- hours the Vineya VRI link will be emailed immediately.

The Vineya VRI link becomes active 15-minutes prior to the start of the appointment.

Clicking on the Vineya VRI link more than 15- minutes prior to the scheduled time will not work.

The Vineya VRI link can be copied and shared with other participants.

For a test call access:


<https://tokbox.com/developer/tools/precall/>

YOUR MEETING SHOULD ALWAYS
BE IN A QUIET AND SECURED
ROOM

Important Information for Vineya VRI

Connect a wired Ethernet to your computer.

OR



If using WiFi, conduct your VRI call near the WiFi access point.

Desktop, Laptop, Android and iOS devices should be 3+ years or newer.



An external HD webcam is recommended regardless if there is a built-in webcam.



A headset and/or an external microphone is recommended.



Vineya VRI

Transform Your
Communication Experience
www.govineya.com

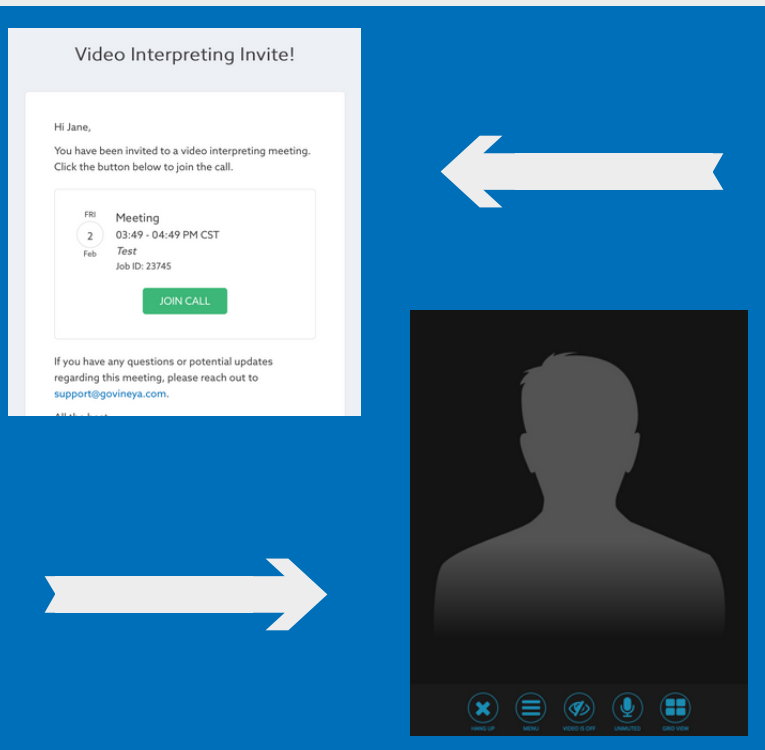


Steps for joining a Vineya VRI call

You will need Chrome or Firefox. Internet Explorer and Safari will not work.



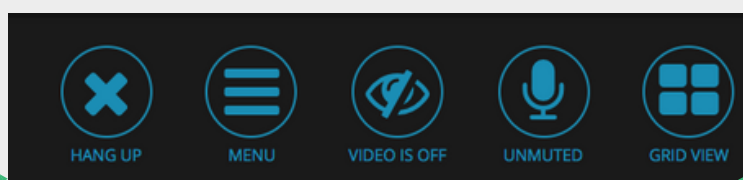
From iPhone or iPad, the user must download Vineya iOS App from the Apple APP Store. The direct link is: <https://itunes.apple.com/us/app/vineya/id901579335>



When you open your Vineya VRI email click the green "Join Call" button.

Once in the VRI call, you can change your views and utilize a chat feature. You may wish to test these features prior to first VRI call.

If you encounter problems during your Vineya VRI call do not use the "Hang Up" button. Close the browser and reopen the Vineya VRI link. At the end of the session use the "Hang Up" button.



Ends the VRI session

Expand to view the chat feature

Turn video on/off

Turn audio on/off

Change the view; important in a call with many participants